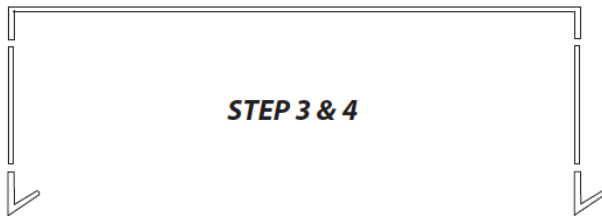
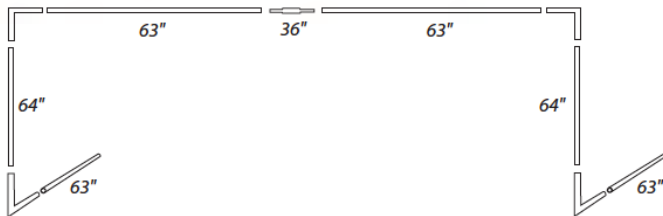





agora Back-Bottom Bars are 100% aerospace-grade aluminum for all-weather, heavy-duty performance and lightweight convenience and safety. Push-button connections. Two person assembly required.



ASSEMBLY:

1. Lay the pieces on the field and assemble crossbar.
2. Connect top corner pieces to ends of crossbar.
3. Connect side post (2 shorter pieces with warning sticker).
4. Connect bottom corners pieces.
5. Connect the 2 base pieces to other end of corner pieces.
6. Between two people raise the goal carefully into place.
7. Attach goal anchors.

Push-button assembly



GENERAL WARNING - CAUTION
WARNING This equipment must be anchored at all times. Moveable goals and equipment can tip over causing severe injury or death. Never climb on the cross bar or netting. This equipment should not be set up, installed or used by participants without proper training or supervision. This product has been manufactured in conformity with all applicable safety standards. The user is responsible for the use of this product and assumes all risk of injury.